



The BUFFER

The Newsletter of Buckeye United Fly Fishers, Inc., Cincinnati, OH
Volume 42, Issue 12 Web site: <http://www.buckeyeflyfishers.com> December 1, 2018

Notes from the President

Jim Vota – vota@zoomtown.com

Finally, the monkey is off my back. On a recent trip to northern Wisconsin I bagged 2 musky. Now my hands have to complete the recovery from LOTS of casting. 4 days, sun up to sundown. My recommendation is unless you have been casting large rods for a long time, don't do it. Not known for making sane decisions, we have one more day of musky fishing on December 7. I'll let you know how that goes in January.

We are at the end of 2018. It was a good year and we had many great activities and events in BUFF. I don't want things to get stale so if any of you have ideas of events or activities you'd like to see, let me know. The BOD does take suggestions for BUFF seriously. Planning for 2019 is underway. Education and local fishing related activities are at the top of the list. If you have any suggestions for the monthly meeting presentations let us know.

As usual at this time of the year we are taking nominations for BOD members. There are a couple members who are stepping down and we will need to replace them. Also, the Fly Fisher of the year nominations will be opened in December. Go to the website and enter your nominations. We will vote in February for this.

Booth space at the annual fly show is sold out. Wow, I bet most other shows wish they could say this. Be sure to check out the volunteer opportunities online. This is a fun event and takes a great amount of club participation to make it happen. This year I am doing a fly fishing 101 session and am looking for a few good fishers to help with that. This will be aimed at attendees who are exploring fly fishing and do not have firsthand knowledge. If you can spare a half hour or hour, sign up.

During my Wisconsin musky expedition, I lost the fly that I caught the first musky with. These flies are not something that you typically lose. 40 lb leader and wire bite tippet do not sever easily. I happened to find a very deep hole with something sharp in it. It cut the leader cleanly. So, I've been tying new flies for our southern water and some to replace the lost fly. One thing I've been surprised with is how colors combine in these streamers. Some of the ugliest color combos when dry really look good in the water. At least they do to me. Now, if only the fish agree.

Jim Vota
El Presidente, BUFF



Jim's New Streamer

December Meeting – Program

The December meeting is Wednesday the 12th. Register to attend through December 9th. Our speaker this month is another of our own, Pat Goddard. Also, at the December meeting we invite the veterans who participate in Project Healing Waters to attend as guests of BUFF.

Speaker – Patrick Goddard

“European Style Nymphing – Techniques from Across the Pond”

I've been fly fishing since 2015 and first joined BUFF in September 2016. Nothing has increased my confidence in my own fly fishing ability more than adopting European Style Nymphing. For many people, European Style Nymphing is known by other names and is sort of a misunderstood style of fly fishing, reserved only for those competition guys. My goal is to clear up any questions you may have and maybe even convince some of you to give it a try. Don't miss this talk to pick up some new deadly techniques for catching MORE and BIGGER fish.



December Dinner Menu

Winter Endive Salad
Crusty French Bread
Carved Top Round with Horseradish Sauce
Jerk Chicken with Fruit Salsa
Cheddar Bacon Mashed Potatoes
Broccoli Casserole with French Onion

Dessert – Red Velvet Cake

2019 Greater Cincinnati Fly Fishing Show Update

The 2019 fly fishing show is Saturday February 2nd, from 9 AM to 4 PM, at the Oasis Conference Center in Loveland.

We will continue to sell raffle tickets at the December and January BUFF meetings for our two raffle items, a bamboo fly rod made by Jerry Snider, and a leather travel bag from Orvis. Tickets are \$20 each for the rod, \$10 each for the bag, and only 100 are sold for each item. Check out the items at an upcoming meeting, and buy some tickets!

Volunteers Needed!

While we have a committee working on organizing the show, its success depends on help from other BUFF members. Volunteer sign-up is on the homepage of the BUFF Website. In addition, a paper sign-up sheet will also be at the front table at upcoming meetings. Please sign-up to support this event.

Registration is Now Open for Thursday and Friday Tying Workshops

Fly tying workshops will be held on Thursday (Jan 31st) and Friday (Feb 1st). Each workshop will accommodate at least 14 tiers.

- Mike Schmidt will lead two workshops on Thursday, January 31st, one from 2 – 4 PM and the second from 4:30 – 6:30 PM. Both will be tying some of his signature streamers.
- On Friday, February 1st Dave Hughes will lead 3 tying workshops, 10 AM – noon (Imitative Nymphs), 1:30 – 3:30 (Searching Nymphs) and 4:00 – 6:00 PM (Wet Flies).

More information on the specific flies to be tied is on the BUFF Website. Also, registration for BUFF members is now available on the BUFF Website. After mid-December, registration will be expanded to the general public. If you want to be certain of signing up, it is best to do so before registration is opened to the general public, as these workshops do sell out! Cost is based on the number of workshops one enrolls in: \$30, \$50, \$70, \$90, or \$110 for enrolling in 1, 2, 3, 4, or all 5 workshops. Further instructions on enrolling and paying for workshops are on the website.

2019 Banquet

Save the date! The 2019 BUFF Banquet will be March 13th, 2019, and will be in lieu of our regular monthly meeting. The banquet will be at the VOA Park Ronald Reagan Lodge (the site of our regular monthly meetings). Bryan Tudor is leading the team that is planning this year's event.

Nominations for Fly Fisher of the Year

As noted in Jim Vota's letter, nominations for Fly Fisher of the Year open this month. Nomination forms will be on the BUFF Website in mid-December. Any BUFF member can nominate an individual for this award. Nominations are reviewed by a committee, and nominees are voted on by the club membership at the February meeting. Members must be present at that meeting to vote! The Fly Fisher of the Year award is presented at the annual banquet in March.

Upcoming Regional Fly Fishing Shows

Besides the BUFF show in Cincinnati, are other regional fly fishing shows are scheduled for January and February of next year.

- The 2019 Northern Ohio Fly Fishing Expo, sponsored by North Coast Fly Fishers (www.NCFF.net), will be Saturday, January 19th in Richfield, Ohio.
- The 2019 Kentuckiana Fly Fishing Show is Saturday, January 26th and is in Shepherdsville, KY. This show is hosted by Derby City Fly Fishers (www.derbycityflyfishers.com).
- The 2019 Fort Wayne Fly Fishing Show will be on Saturday February 9th in Fort Wayne, IN. It is hosted by Three Rivers Fly Fishers (www.3rff.org).

If any BUFF members are interested in attending any of these regional shows, it may be an opportunity to use the "Forum" page on the BUFF Website to see if there are others interested in attending, and perhaps sharing rides and accommodations.

North Carolina Trout Trip – November 7th – 11th

By Phil Pursley (phil.pursley@hotmail.com)

On the late afternoon of November 7 fourteen members of the Buckeye United Fly Fishers gathered in cabins three and four at the Smoky Mountain Retreat outside Bryson City, North Carolina. Tom Agin, Bob Cregge, Mike Rubush, Phil Pursley, George Hupp, Gary Cummins Jerry Schatzman, and Cecil Osborn were in cabin three. Patrick Goddard, Mike Busam, Jim Neckers, Don Schrantz, Jack Gormley, Harry Pass, and Jeff Pitts were in cabin four. Cecil Osborn was the leader of this trip. As a result those of us chosen for cabin three knew that we were the "chosen ones", since Cecil assigned us to his cabin. There was some discussion as to the basis for us being the chosen ones. Several scenarios were floated as to why we were the "chosen ones". One, we were the best fly fishers, probably not. Two, we would require more supervision than those in cabin four, this is possible. Three, those of us in cabin three had more CPAP machines and thus less snoring than in cabin four. This is also possible. Four, most likely those assigned to cabin four farted more than those in cabin three. This is probably the real reason Cecil chose the residents for Cabin three to be in his cabin.

Fish were stocked in the Tuckasegee River on November 7th and 8th, and they were readily able to be caught all during the trip. Those of us who fished the Tuck had some satisfying days on the river. In contrast, the Nantahala River had been stocked in October, but not in November. Those trout were adjusted to the river and had seen many flies. They became well educated over the past few weeks and were much harder to catch. Rain earlier in the week and on Thursday morning also made fish more difficult to catch.

Saturday started as a very cold day, with temperatures in the low 30's, making fishing a bit uncomfortable. However, some of us were able to find some sunny spots on the rivers and soon forgot about the cold temperature when we started catching fish. Saturday turned out to have an exceptional end of the trip meal. Cecil Osborn and Jerry Schatzman prepared an end of trip meal that was outstanding. We had salmon, mac and cheese, green beans, cold slaw, and rolls. Somehow wine and beer seemed to appear on the table and we had a wonderful feast. After eating and cleaning up the dishes many stories and tales were told. Yes, JR Jackson's name came up several times. JR's name came up because we all like him so much even though he can't catch fish. It was easy to get more and more laughs later in the evening. This was an easy crowd to please with stories.

Sunday morning we put the cabins in order and shoved off for home a little after 8:00 with all of us thinking about the fun we had and the thoughts of next year's fall trip.





Not Too Early to Think About 2019 Activities & Trips!

Early Spring Women's Events

By Cari Vota (vota@zoomtown.com)

It's never too early to pencil in a couple women's events coming up in 2019.

April 10th – Special Guest Speaker for our April monthly meeting will be Susan Thrasher of Southern Brookies Fly Fishing. She guides on the Caney Fork and Elk Rivers in Tennessee. Susan is FFI certified casting instructor and will be doing casting classes before the meeting. Also, there will be a special

door prize raffle for all of the women attending the meeting or casting classes.

April 26-27 - Women's Spring Fly Fishing trip to the Clear Fork. Consider joining us on our BUFF Spring Trip not far from home. We will have cabins reserved at Mohican State Park for 3-nights for 2-full days of fishing. Nestled half way between Cleveland and Columbus, this is one of 3 stocked trout streams in Ohio and needs to be on your bucket list of fished Ohio streams.

A few photos from the 2018 outing to Clear Fork -



January Fly Tying Workshop – Volunteers Needed

On Thursday January 24th, BUFF will be holding a Fly Tying Workshop at Pattison Park in Clermont County. The park is on US 50 in Owensville, OH. Time is 10AM to Noon. - It is indoors, at the park lodge. Volunteers are needed. If interested in helping out, contact Tom Bachey, BUFF's Public Education Director (email: h2oguy@fuse.net; phone: 513-543-4056)

2019 Sunnybrook Trout Club Trips

By Ken Dixon (krjdix@outlook.com)

The schedule for the 2019 BUFF trips to Sunnybrook Trout Club in Sandusky, OH is:

Spring: May 3rd, 4th, and 5th, with extra day on 2nd.
Summer: June 18th, 19th, and 20th, with extra day on 17th.
Fall September 27th, 28th, and 29th, with extra day on 26th.

The trip includes 2 nights lodging at the Sunnybrook club, lunch and dinner on the first day, breakfast, lunch and dinner on the second day, and breakfast on the third day. Meals and lodging are first rate. BUFF members are given this opportunity to experience this club because several of our members are also members of the Sunnybrook Club. For each trip, there is an option for an additional day as well, as shown in the listing above. Ken Dixon has organized and hosted these trips for a number of years.

For those not familiar with the club, the Sunnybrook Club is part of the Cold Creek System, a true spring-fed creek system. It is cool year around, does not freeze in winter, and is fishable year around. The Club has nearly 2 miles of fishable stream on its property. All fishing is from the stream banks (no wading). The streams are a combination of pools, runs and riffles.

Cost is the same as 2018. The basic 3-day/2-night cost for non-members of Sunnybrook is \$505 per person, or \$895 for a couple sharing a bed. There is additional charge if you want to add the extra day. If you are a member of the Sunnybrook club, there is a significant discount. Sign up will be posted on the BUFF website in near future, or contact Ken Dixon for further information.

Fly of the Month – Grey Goose Midge Emerger, an Evaluation Fly for the FFI Tying Skills Bronze Award

By: Gary Begley & Ken Mandel

At recent BUFF meetings, we have been informed that Fly Fishers International (FFI) has an education program to help individuals become better fly tiers. The program tests individuals tying skills at 3 award levels – bronze, silver, and gold. Each level judges a series of flies tied by the individual, and if they meet established standards, the individual can achieve the FFI award and recognition.

Information on the FFI bronze-level fly tying award program can be found on the FFI website at, <https://flyfishersinternational.org/Tying/Fly-Tying-Skills-Award-Program/Bronze-Award>. There is a connection on that page to FFI's pdf file of the "Bronze Award Handbook", a 51 page file that lists the flies required for this achievement, and full trying instructions. The file can be downloaded or printed. There are also videos demonstrating how to tie each of the required flies on this page of the FFI website.

Several BUFF members have expressed interest in this program, and Gary Begley has enrolled. Gary also leads our Tie and Lie sessions, and at the last session we tied a couple of 'evaluation flies' required for

achieving the Bronze level of FFI recognition. One of those we tied that evening, the Grey Goose Midge Emerger, is a relatively simple fly, and one that is fun to tie. At the Tie& Lie session, once we finished this fly, we self-critiqued our first attempts against the fly that Gary tied as to how our flies might be judged by FFI reviewers for a Bronze award. Generally, our first attempts could be thought of as “close, but no cigar”. This month’s column will show how to tie the Grey Goose Midge Emerger.



Grey Goose Midge Emerger – image from FFI Handbook

Materials:

- Hook: size 10 – 14 scud hook (examples: TMC 2487, 2488 or 403BLJ, Daiichi 1130, Umpqua U202, or Da0Riki 125 or 135)
- Thread: Black 8/0 Uni-Thread or equivalent
- Rib: Fine silver wire
- Body: Canada goose wing fibers (herl) or similar
- Wing Case: Canada goose wing fibers (herl) or similar
- Thorax: Peacock herl
- Head: Whip finish and head cement


Instructions:

1. After debarbing and mounting hook in the vise, attach the thread behind the hook eye, leaving some space so there is a place to build a head after the rest of the fly is complete. Wrap a neat thread underbody extending to half way around the bend of the hook. After doing this, take a few wraps to position the thread back at the middle of the hook shank to prevent the thread on the bend from sliding. Trim excess. It should look like the image on the right



2. Tie in the silver wire for the rib, using thread wraps starting at the end of the underbody. The wire should be positioned at the far-side of the hook shank at the end of the underbody, so that it can be counter-wrapped later. Tie in the wire along the bottom of the hook shank, wrapping thread around it to a position where the body ends, and the thorax will begin. While wrapping the wire, it is important to keep it positioned along the bottom of the hook shank; this is a criteria that is evaluated when FFI judges the fly.

3. Cut a few goose herl wing fibers (about 4 fibers) from wing and tie in by the tips starting at middle of the hook shank and wrapping thread back to the end of the underbody. As with the wire, these herl fibers should also be tied in along the bottom of the hook shank (again, judging criteria). The herl fibers should be positioned on the near side of the hook at the end of the underbody tie-in point.




4. Return thread to the middle of the hook shank with a few wraps. The figure to the right shows appearance at this phase.

5. Wrap the goose herl forward to form an even body using touching wraps, making sure the fibers remain flat and do not twist around themselves. The last turn should take the material into the thorax area. Tie in with a few thread wraps and trim excess material.



6. Counter wrap the wire rib forward. While the number of turns is not specified in the recipe, the FFI instructions recommend 5 turns. The wire turns should be evenly spaced. Tie in at same point as the herl body. Trim excess. The image at the right shows how fly should appear at this stage.

7. The next step is to tie in the wing case, which is made from about 6 strands of same wing herl used to form the body. The portion desirable for the wing case is the flat part of the fibers, which is towards the base. As shown in the image on the right, the wing case is oriented toward the hook curve so that it can later be folded over the thorax. Once the wing case is tied in, return thread to the tie-in point so that the thorax material can be added.



8. A few strands of peacock herl is used to form the thorax. The number of strands is dependent on the hook size – more for a larger and fewer for a smaller hook. For the fly tied in the video, 4 strands were used. Tie in by the tip ends, which should be trimmed so they are even before tying them to hook shank. Material should be tied in along the bottom of the hook shank, wrapping the thread forward. It is still important to leave some space behind the hook eye to allow building a thread head at the end.



9. Wrap the peacock herl forward to form the thorax. You can overlap the herl to help fill in the thorax. Use a couple of thread wraps to lock in the peacock herl, trim excess and then wrap a couple of thread turns to cover the ends. At this point the fly should resemble it figure on the right.

9. Pull the goose fibers snugly over the thorax to form the wing case. Make sure the wing case is properly oriented over the thorax and that the fibers remain together. Once positioned, tie in and trim excess. To get a neater finish, trim a few excess fibers at a time. The image to the right shows the tied in wing case before trimming the excess herl.



10. Build a small thread head, whip finish and trim. You can use a drop of head cement to seal the head.

The finished fly should look like the image at the beginning of this article.

Good luck, and have fun!

Upcoming BUFF Activities

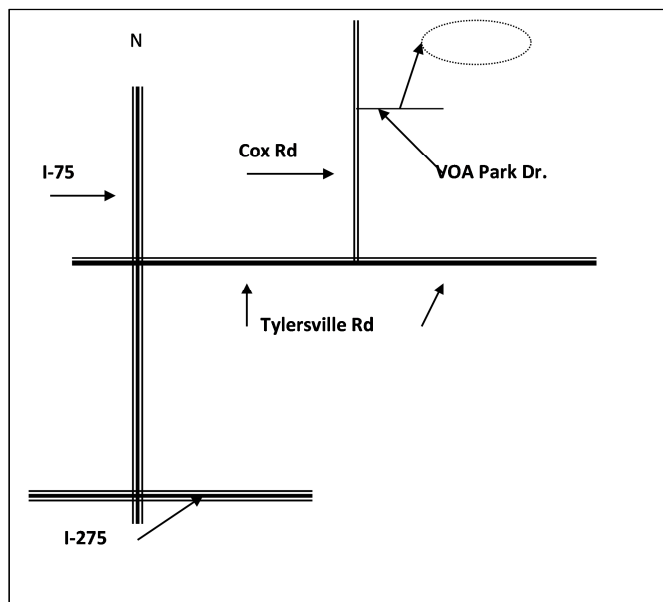
Please check the BUFF Website for availability and details, or contact the trip or activity coordinator

<u>Trip/Activity & Location</u>	<u>Dates</u>	<u>Trip /Activity Coordinator</u>
Beginner Fly Tying Springdale Community Center Springdale OH	Wednesday 12/5 Tuesday 12/11 6:30 – 8:30 PM	Jim Neckers 513-254-7901 jimneckers@gmail.com
Tie & Lie Springdale Community Center Springdale, OH	Friday 12/21 6:30 – 9:00 PM (Bring vise, thread & tools)	Gary Begley 513-932-4205 loopdude1@hotmail.com
Fly Tying Workshop Pattison Park Lodge Owensville, OH	Thursday 1/24/19 10 AM – Noon	Tom Bachey 513-543-4056 h2oguy@fuse.net

December Meeting – Wednesday, December 12th, 2018

6:00 – 9:00 PM at VOA Park – watch website for sign-up

Register on line at WWW.BUCKEYEFLYFISHERS.COM. Please register whether you plan to eat dinner with us (\$15/person) or not.



Directions:

From I-75 -- Follow 1-75 north to the Tylersville Road exit. Turn right off of the exit ramp onto Tylersville Road and follow to Cox Road. Turn left onto Cox Road and follow Cox Road north to VOA Park Drive. Turn right onto VOA Park Drive. Turn left onto first drive and follow roadway to Lodge.

From the Warren County area...

Follow Tylersville Road west to Cox Road. Turn right onto Cox Road and follow Cox Road north to VOA Park Drive. Turn right onto VOA Park Drive. Turn left onto first drive and follow roadway to Lodge.